

Thank you for purchasing

BIBLE STORY MINI-LESSON

PALM SUNDAY

This resource is Biblically sound and created with great care to share God's word with young learners.
It includes


- A Mini-Lesson Plan to follow
- Full size (color and B/W) for teachers as you highlight the story with your class.
- Mini Books for you to print for your students.

Instructions

- Print the teacher book on cardstock and laminate for durability. (If using the B/W option, take some time to color it.)
- Print, cut and staple the student books on regular paper.
- I strongly recommend that you open up your Bible while you share this book with your students, so they understand that the whole story comes from the Bible.
- Later, your students can color these mini books and take them home to share with their family. Encourage the parents of your students to read these together and allow their child to share what they learned that week.

Happy Teaching!

~Becky

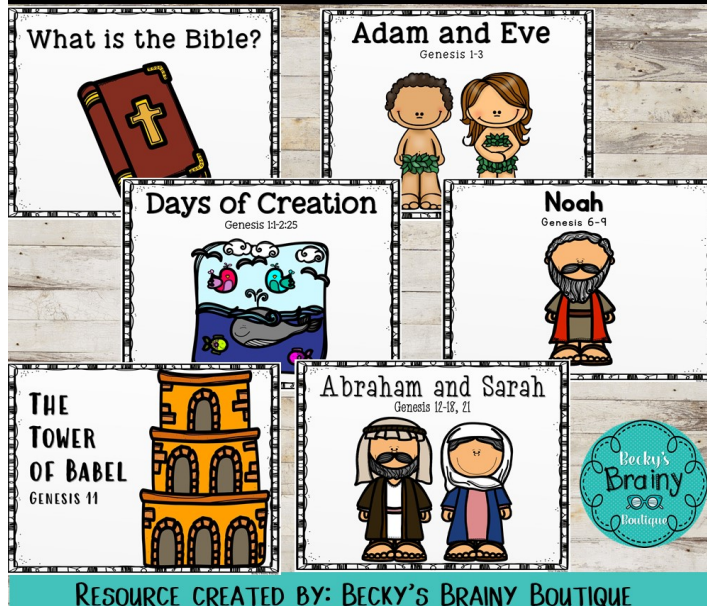


WANT MORE PRODUCTS LIKE THIS?



IF YOU LIKE THIS MINI LESSON AND WANT MORE LIKE IT, SAVE SOME MONEY AND GRAB A BUNDLE!

Bible Story Mini Lesson GROWING BUNDLE



For Young Learners



Bible Story Mini Lesson GROWING BUNDLE



For Young Learners

CHECK OUT ALL MY BIBLICAL RESOURCES HERE.

TABLE OF CONTENTS



| | |
|-------------|-----------------------------------|
| PAGE 1 | TEACHER INSTRUCTIONS |
| PAGE 2 | BUNDLE & BIBLICAL RESOURCES LINKS |
| PAGE 3 | TABLE OF CONTENTS |
| PAGE 4 | LESSON PLAN |
| PAGES 5-9 | TEACHER BOOK, COLOR |
| PAGES 10-14 | TEACHER BOOK, BLACK & WHITE |
| PAGE 15 | STUDENT MINI-BOOK |
| PAGE 16 | ADDITIONAL PRODUCTS |
| PAGE 17 | CREDITS & TERMS OF USE |

Mini Lesson Plan

PALM SUNDAY

OBJECTIVE

Students will learn the story of Palm Sunday, Jesus' last entry into Jerusalem, from the Gospel accounts in Matthew 21, Mark 11, Luke 19, and John 12, and be able to answer discussion questions from the lesson.

MATERIALS

- Bible
- Printed Teacher Book
- Printed copies of the mini book for students (prepare these ahead of time by cutting the page into 4 pages and stapling the book together)
- Crayons/Pencils

TEACHING TIME (5 minutes)

Ask students to join you as you open your Bible to the New Testament. Explain to students that the story you are going to share with them comes right from God's Word.

Show students the cover page of the Teacher Book. Ask them to tell you what they see on that picture. Tell the students to listen as you read the story. Explain to your students that the lesson of Palm Sunday was beginning of what many refer to as Holy Week, the week between Palm Sunday and Easter.

Read the pages and show students the pictures as you go. If your students are able to dig a little deeper, follow up with details of what the Passover signified (Exodus 12) was and why Jesus was going to celebrate it. You can also take a few moments to explain the significance of Jesus riding on a donkey into Jerusalem, as a king, and how it fulfilled a prophecy written 500 years before hand (Zechariah 9:9), that pointed to the fact that Jesus was the Messiah the people were waiting for.

ACTIVITY (5 minutes)

Send students to their seats and distribute copies of their mini book. Direct students to write their name and color the pictures. When students are finished, move on to the discussion questions.


DISCUSSION (5 minutes)


1. Where was Jesus traveling to and why? (Jesus was traveling to Jerusalem to celebrate Passover.)
2. Why did Jesus send two of his disciples ahead of him into the city? (Jesus wanted them to go get a donkey for him to ride on.)
3. Why did the crowd of people want to see Jesus? (Many people had heard about the miracles Jesus was doing in God's name and they wanted to see him.)
4. Why did the people put palm branches on the road for Jesus? (This was how they greeted kings. They were celebrating Jesus' arrival and worshipping him.)
5. What did the crowd say as Jesus came into Jerusalem? (The people praised God and said, "Hosanna! Blessed is he who comes in the name of the Lord!") *Take a moment to explain to your students what this means. The word "Hosanna" means, "save us." The people saw the amazing things Jesus was doing and they wanted to worship him and for Jesus to save them.*
6. Why did the evil men want to get rid of Jesus? (The evil men were angry that Jesus was being treated like a king and that people were following and worshipping him.)

Total Time for Lesson: 15 minutes

Palm Sunday

Matthew 21, Mark 11, Luke 19 & John 12






Jesus was traveling with his disciples to Jerusalem for Passover. He sent two of them ahead and told them to bring a donkey for him to ride on. If anyone asked what they were doing, Jesus said to tell the people that the Lord needed it.



The disciples brought the donkey to Jesus and he rode into Jerusalem. A large crowd of people gathered to see Jesus. They had heard about the miracles he was doing in God's name and wanted to see him.




The crowd grew larger and was so excited to see Jesus! They began laying down palm branches on the road, like they did for kings, and praised God, saying, "Hosanna! Blessed is he who comes in the name of the Lord!"




While many were worshipping Jesus, a group of people who hated Jesus, became angry that he was being treated like a king. Those evil men were determined to get rid of Jesus.


Palm Sunday

Matthew 21, Mark 11, Luke 19 & John 12







Jesus was traveling with his disciples to Jerusalem for Passover. He sent two of them ahead and told them to bring a donkey for him to ride on. If anyone asked what they were doing, Jesus said to tell the people that the Lord needed it.



The disciples brought the donkey to Jesus and he rode into Jerusalem. A large crowd of people gathered to see Jesus. They had heard about the miracles he was doing in God's name and wanted to see him.




The crowd grew larger and was so excited to see Jesus! They began laying down palm branches on the road, like they did for kings, and praised God, saying, "Hosanna! Blessed is he who comes in the name of the Lord!"



While many were worshipping Jesus, a group of people who hated Jesus, became angry that he was being treated like a king. Those evil men were determined to get rid of Jesus.

Palm Sunday


Name _____



Jesus was traveling with his disciples to Jerusalem for Passover. He sent two of them ahead and told them to bring a donkey for him to ride on. If anyone asked what they were doing, Jesus said to tell the people that the Lord needed it.

1

Becky's Brainy Boutique



The disciples brought the donkey to Jesus and he rode into Jerusalem. A large crowd of people gathered to see Jesus. They had heard about the miracles he was doing in God's name and wanted to see him.

2


Becky's Brainy Boutique



The crowd grew larger and was so excited to see Jesus! They began laying down palm branches on the road, like they did for kings, and praised God, saying, "Hosanna! Blessed is he who comes in the name of the Lord!"

3

Becky's Brainy Boutique



While many were worshipping Jesus, a group of people who hated Jesus, became angry that he was being treated like a king. Those evil men were determined to get rid of Jesus.

4

Becky's Brainy Boutique

CHECK THESE OUT!



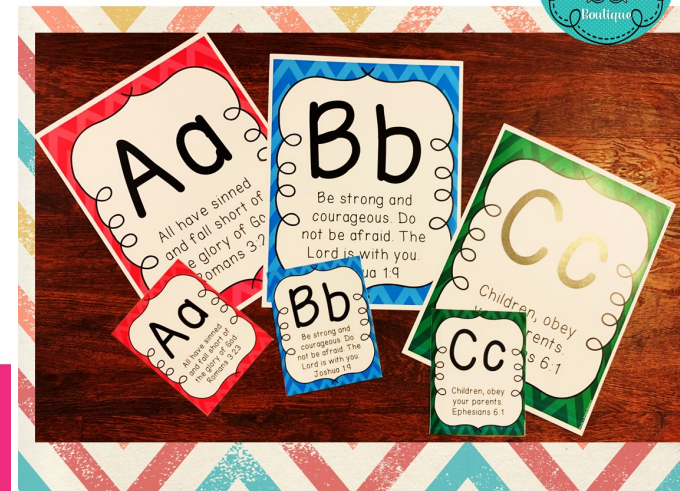
I HAVE, WHO HAS GAME GROWING BUNDLE



RESOURCE CREATED BY: BECKY'S BRAINY BOUTIQUE




BIBLE VERSE POSTERS & MINI CARDS




RESOURCE CREATED BY: BECKY'S BRAINY BOUTIQUE

175 JOURNAL PROMPTS



Resource created by: Becky's Brainy Boutique

FIND ALL MY
RESOURCES [HERE.](#)



Thank you for shopping at: BECKY'S BRAINY BOUTIQUE



Dear Teachers,


I hope this purchase enhances your classroom!

Please take a moment and leave feedback on this purchase (and earn yourself some TPT credits).

Thank you!
Becky



FOLLOW BECKY'S BRAINY BOUTIQUE
ON SOCIAL MEDIA:



TERMS OF USE: THIS ITEM IS FOR PERSONAL USE IN YOUR CLASSROOM. PLEASE DO NOT DISTRIBUTE. IF YOU HAVE A FRIEND WHO WOULD ENJOY THIS PRODUCT, PLEASE DIRECT THEM TO MY STORE. THE INFORMATION, ACTIVITIES, AND IMAGES INCLUDED ARE COPYRIGHTED. YOU MAY NOT REUSE OR SELL ANY PORTION OF THIS ITEM. YOU ARE WELCOME TO POST ABOUT IT ON YOUR BLOG AND/OR OTHER SOCIAL MEDIA SITES, AS LONG AS YOU LINK BACK TO MY TPT STORE AND USE MY BUTTON. FEEL FREE TO E-MAIL WITH ANY QUESTIONS/COMMENTS TO BECKYSBRAINYBOUTIQUE@GMAIL.COM.

CLIP ART, FONTS
AND BORDERS
FROM:

